




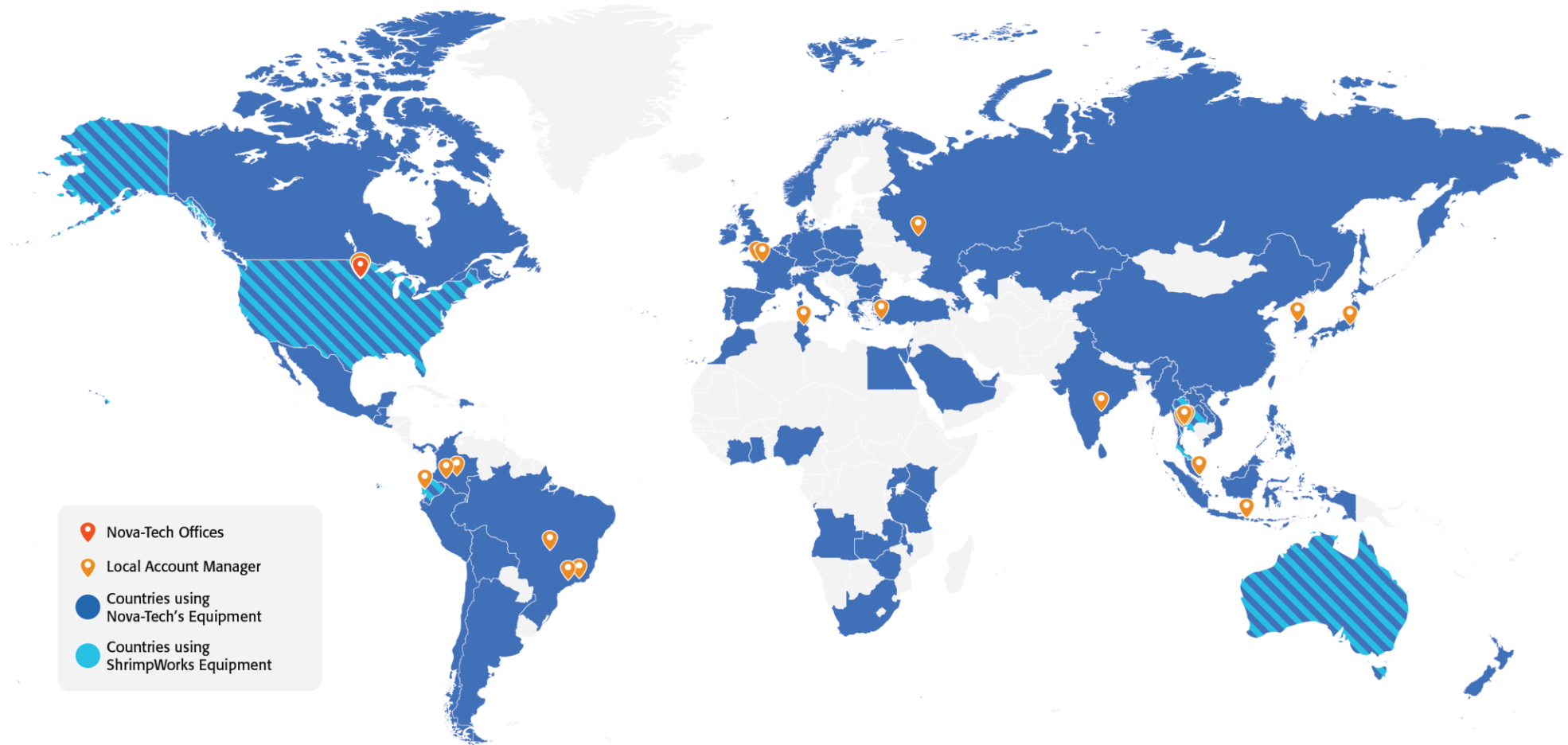
Reimagining Shrimp Processing: Combining Services Into One

24 June 2025






1. Research
2. Prototyping & Fabrication
3. Engineering
4. Customer Service
5. Machine Shop
6. Inventory
7. Assembly & Inventory
8. Receiving, Refurbishing & Shipping





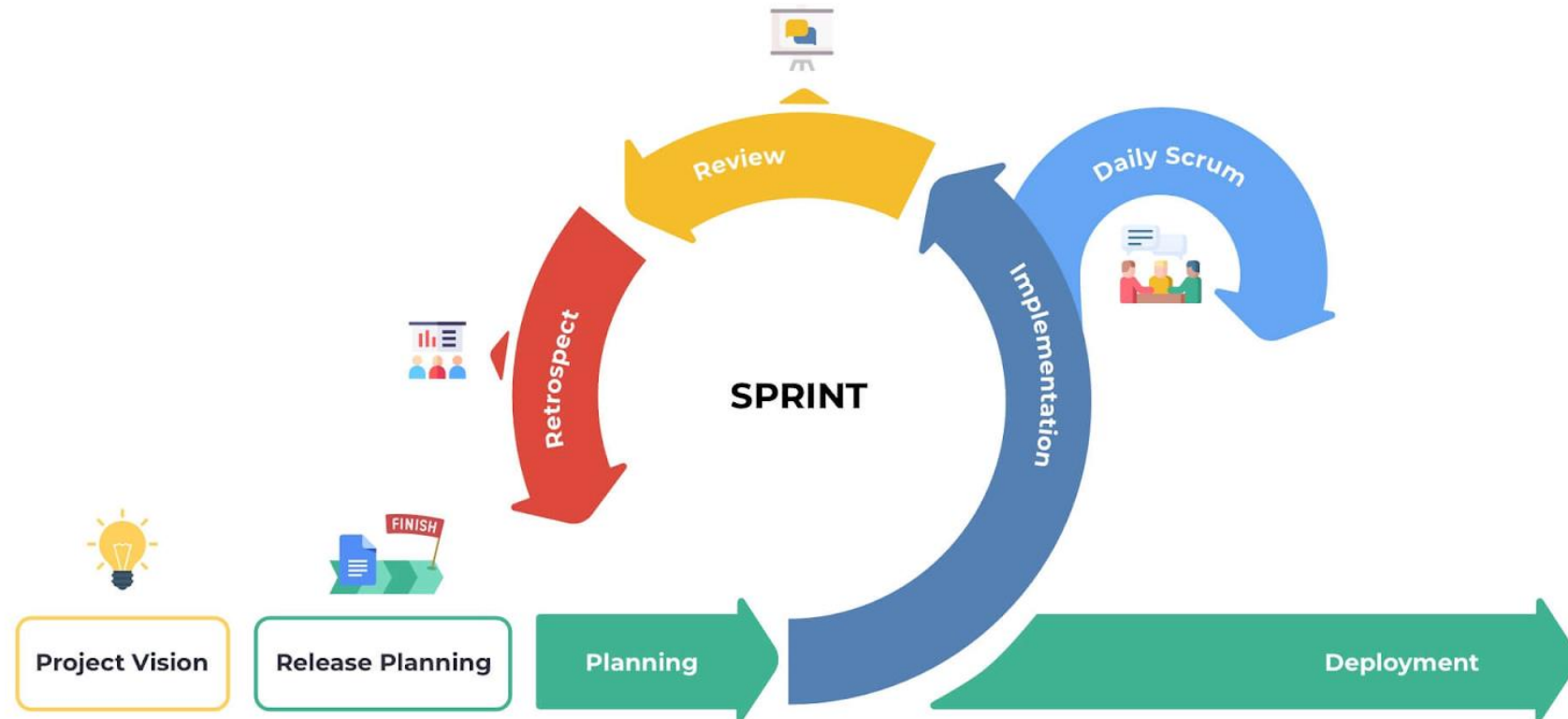
-  Nova-Tech Offices
-  Local Account Manager
-  Countries using Nova-Tech's Equipment
-  Countries using ShrimpWorks Equipment

Map based on the United Nations geopolitical county borders

treated		14.7 B	69 countries represented	over 1,800 systems installed
		28.6 B		
		1.6 B	600+ hatcheries serviced	


Agile Product Development

- Product Development:
 - Mechanical Engineer
 - Firmware Developer
 - Electrical Engineer
 - Designer
 - Engineer Tech
- Market Development:
 - Market Developer
 - Field Specialist
 - Marketing Specialist

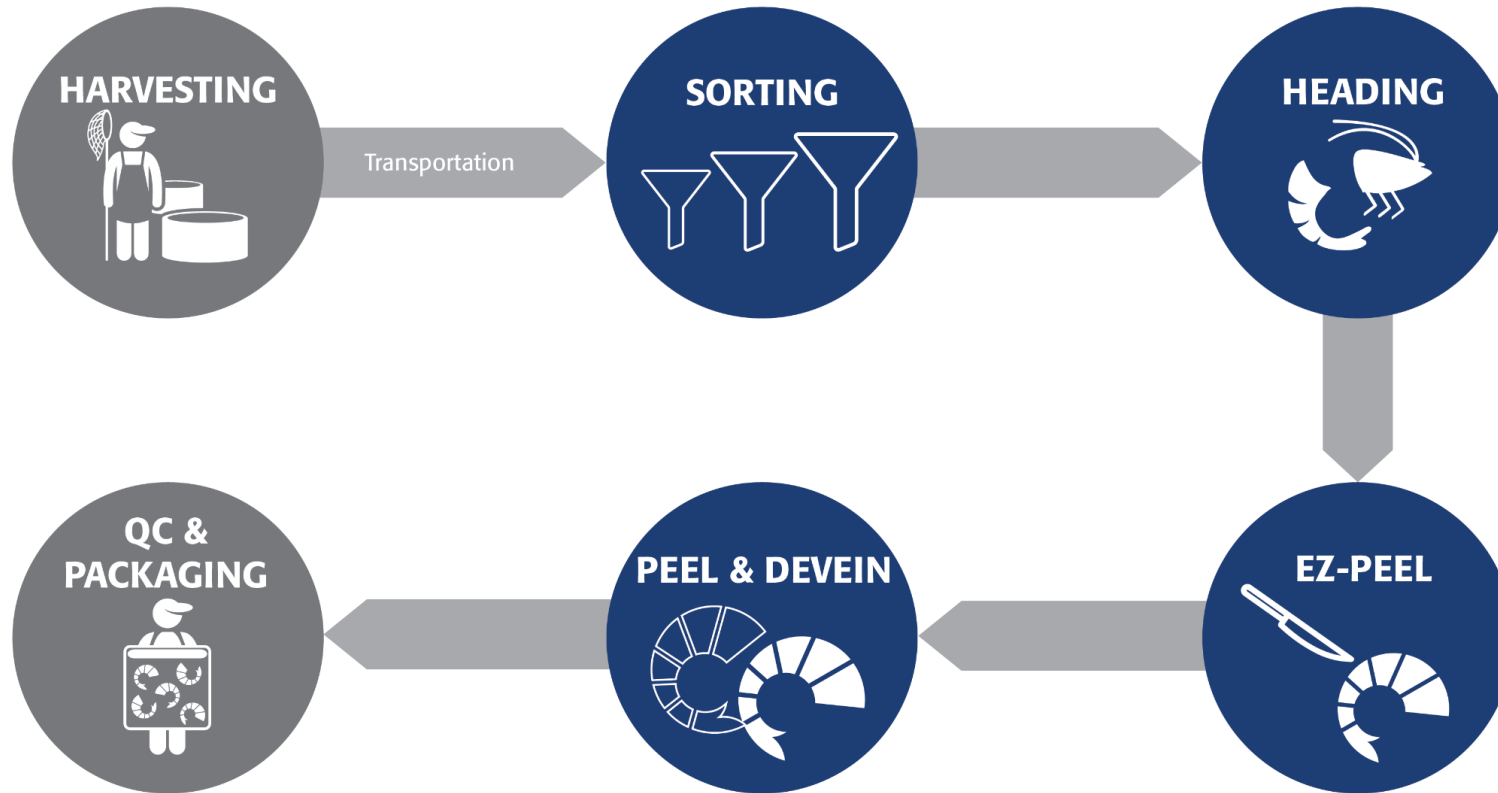


Why Nova-Tech Did Shrimp

- Identified need for integrated platform
- Finding the best way to process a shrimp versus the current landscape of how shrimp are currently processed
- Based initial design work off our expertise in poultry all-in-one automation systems



Traditional Shrimp Processing



ALL-IN-ONE PROCESSING



Processing Reimagined

- Multiple processes in one
 - Individual Measuring
 - Heading
 - Deveining (pulled devein or dorsal)
 - EZ Peel
 - Peeling
 - Size Sorting
- Customizable process selection
- No size pre-grading required



Value Calculator

Savings	
Current Labor	\$
ShrimpWorks Labor	\$
Current Electricity	\$
ShrimpWorks Electricity	\$
Current Water	\$
ShrimpWorks Water	\$
Current Air	\$
ShrimpWorks Air	\$
Total:	

+

Increased Revenue	
Current EZ Peel	\$
ShrimpWorks EZ Peel	\$
Current PDTO	\$
ShrimpWorks PDTO	\$
Total:	

+



Intangibles	
Factory Footprint	\$
Cleaner Presentation	\$
Homogenous Product	\$
Processing Time	\$
Total:	

=

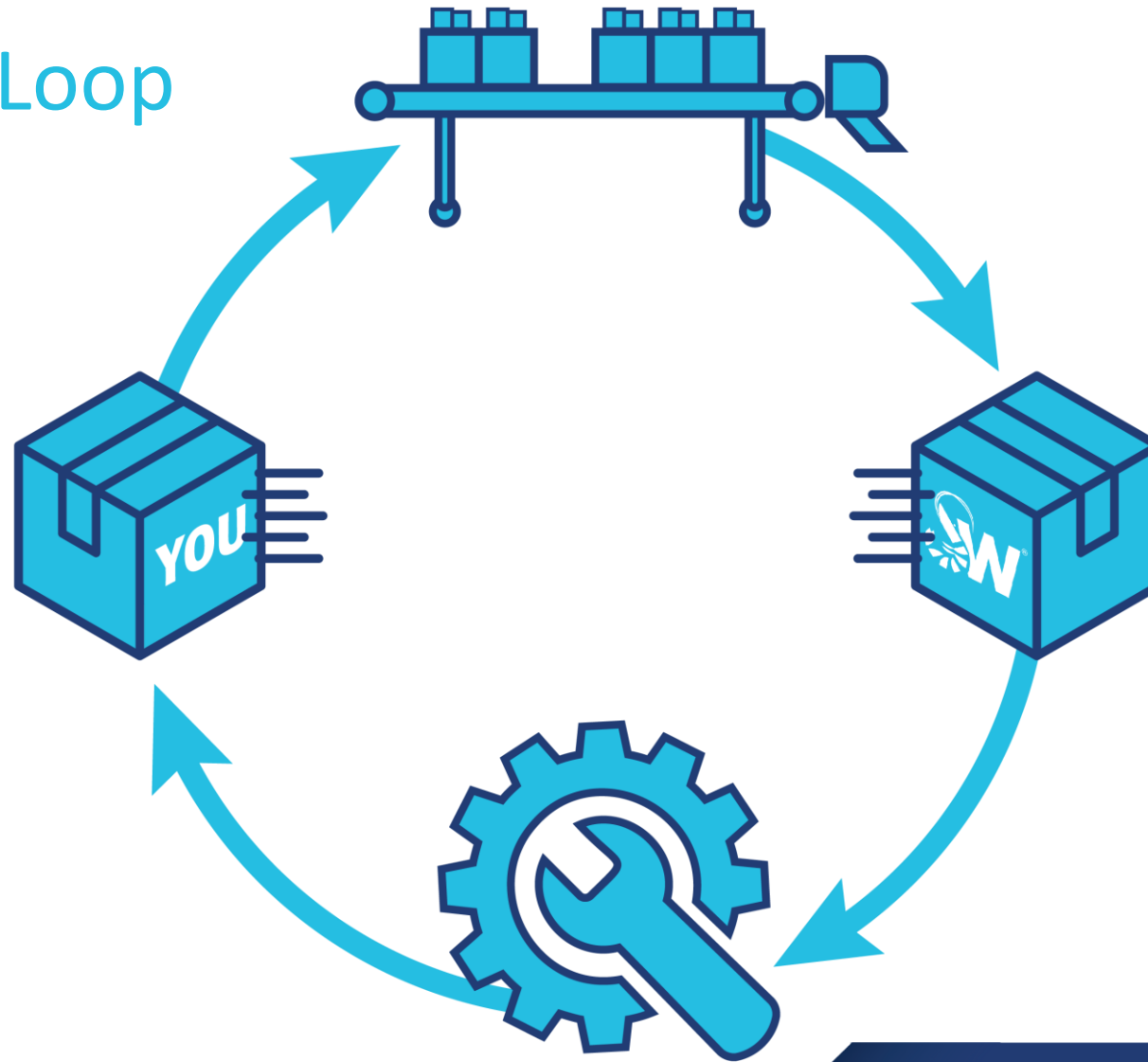
**ShrimpWorks
Value**



Savings



Spare Parts Loop




Increased Revenue

Presentation	Yield
HLSO	67.4%
EZ Peel	67.1%
PDTO	60.7%



Heading Video



EZ Peel



Peeling Video

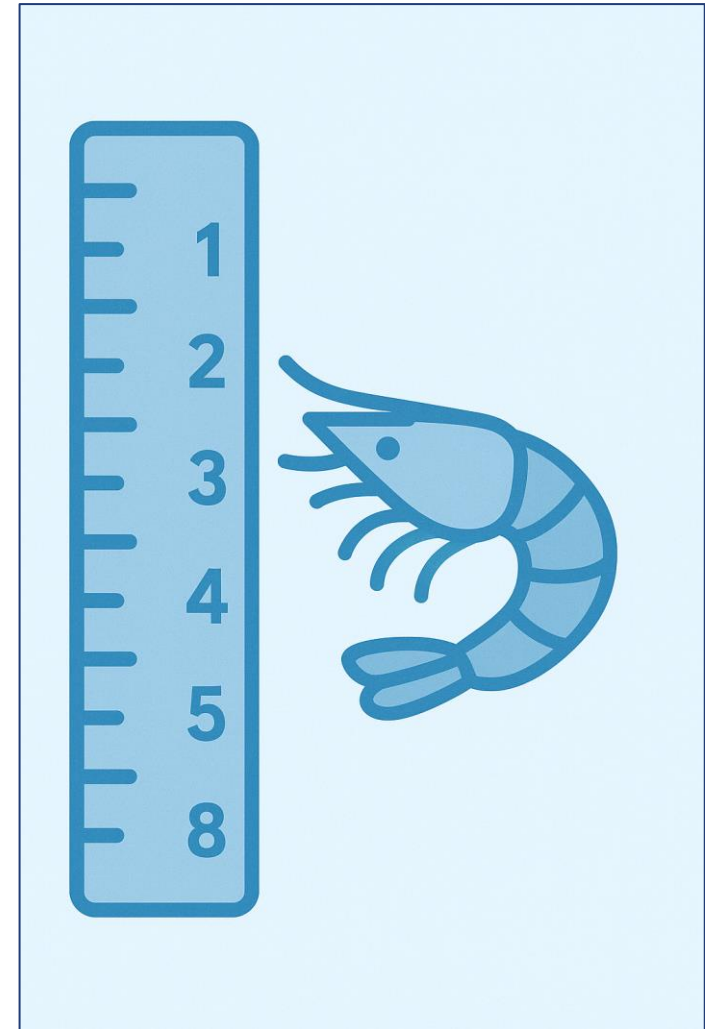



Intangibles




Measuring

- Each shrimp is measured individually
- Processes are re-positioned based off length of shrimp
- More uniform sorting process, up to 3X traditional sorting equipment





Platform Video



Configuration Table

	HOSO	HLSO	EZ-PEEL	PPD	PDTO
HEADING		✓	✓	✓	✓
MEASURING	✓	✓	✓	✓	✓
DEVEIN			✓	✓	✓
PEEL				✓	✓
EZ-PEEL DORSAL			✓		✓
EZ-PEEL VENTRAL			✓		
SORTING	✓	✓	✓	✓	✓

My Contact Information:



Emily.Field@ShrimpWorks.com

